















LA 6 DECOUVERTE - 2023 - ACCES ACCOMPANYING PERSONS

THURSDAY 27 JULY 2023

Updated on the 15 of march 2023

STAGES	Check Point	Food Station	First Aid /Rescue	Water Point	Altitude	Cumulative distance			Intermediaite distance			Fastest runners schedule 2022	Slowest runners schedule 2022	Acces	Informations
							D+	D-	Dist.	D+	D-				
PLAGNE CENTRE					1982	0	0	0	0	0	0	9H30	9H30		RD 221 upto Plagne Centre
PLAGNE VILLAGES					2103	1	121	0	1	121	0				RD 221 upto Plagne Villages
CHALET LES DOLINES					2103							9h40	10h00	 	Acess from Plagne Villages and thake the route Balcon in direction of Bellecôte / Belle Plagne
PLAGNE BELLECOTE	C1	R1	S1	E	1929	3,1	163	216	2	42	216	9h44	10h14	 	RD 221 upto Plagne Bellecôte
DOU DU PRAZ					2131	5,5	365	216	2,4	202	0	9h54		 	Take the footpath from Plagne Bellecôte or Plagne Centre or RD 221 upto summit of the villages then the footpath.
ENTREE PLAGNE CENTRE					1943	7,3	365	404	1,7	0	188	9h58		 	RD 221 upto Plagne Centre
LAC VERT	C2				1923	8	389	448	0,7	24	44	10h05	11h26	 	From the entrance Plagne Centre follow the restaurant Chauffe Marcel near chaufferie bio masse
PLAGNE AIME 2000					2108	9,8	591	465	1,7	202	17	10h17	11h43		RD 221 upto Plagne Aime 2000
PLAGNE CENTRE	C	R	S	E	1982	11	591	591	1,1	9	126	10H21'33	12H34'23		RD 221 upto Plagne Centre
RACE DURATION 2019												00H54'21	02H59'39		
RACE DURATION 2021												00H59'41	02H04'39		
RACE DURATION 2022												00H51'33	02H45'19		

The development company of La Plagne informs you that the Belle Plagne to Glacier gondola lift will be closed this summer 2023 for work reasons. The gondola lift is open from Plagne Bellecote to Belle Plagne from 9:00 am to 11:30 pm, 7/7.

Navettes interstations gratuites entre les stations d'altitude - Pour les autres navettes, consulter la brochure de la 6000D ou sur demande au point Information de chaque station